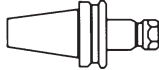
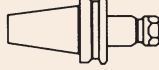
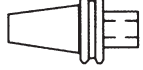









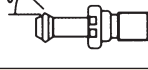




We recommend a complete set which is included tool holder, collet chuck, collet set, pull stud, tooling locking stand, edge finder for NC machining center. it is popular and suitable sale-mix in the market.

G.W.:39.6 kgs

ORDER NO. VBT-40-1532 CODE NO. 3216-002 BT-40 WITH 15PCS. HOLDER & ER-32 COLLET

ITEM NO.	Descriptions	Figures	Quantity	Explanation
1	ER32 COLLET CHUCK BT40-ER32-70		3pcs.	For small Dia. End mill and Drills
2	ER32 COLLET CHUCK BT40-ER32-100		3pcs.	For small Dia. End mill and Drills
3	MORSE TAPER ADAPTOR BT40-MTA1-50		1pc.	For drills with Morse taper Shank No.1.
4	MORSE TAPER ADAPTOR BT40-MTA2-50		1pc.	For drills with Morse taper Shank No.2.
5	MORSE TAPER ADAPTOR BT40-MTA3-75		1pc.	For drills with Morse taper Shank No.3.
6	FACE MILL ARBOR BT40-FMB22-45		1pc.	For holding the face milling Cutter Dia.50, 63mm
7	FACE MILL ARBOR BT40-FMB27-45		1pc.	For holding the face milling Cutter Dia.80mm
8	END MILL HOLDER BT40-SL16-75		1pc.	For straight shank end mill with Sidelock edge Dia. 16mm(WELDON Type)
9	END MILL HOLDER BT40-SL20-90		1pc.	For straight shank end mill with Sidelock edge Dia. 20mm(WELDON Type)
10	END MILL HOLDER BT40-SL25-90		1pc.	For straight shank end mill with Sidelock edge Dia. 25mm(WELDON Type)
11	END MILL HOLDER BT40-SL32-90		1pc.	For straight shank end mill with Sidelock edge Dia. 32mm(WELDON Type)
12	ER32 SPRING COLLET ER32-dØ		11pcs.	For item 1.2. Including 11 collets as below: Ø4,5,6,8,10,12,13,15,16,18,20mm
13	PULL STUD BT-503 OR BT-504		15pcs.	BT-503 $\theta = 45^\circ$ BT-504 $\theta = 60^\circ$
14	TOOL HOLDER LOCKING STAND VTS-BT-40		1pc.	For locking the pull studs or preparing Cutting tools of tool holders.
15	ELECTRONIC EDGE FINDER VPS-20B		1pc.	For setting work coordinate on Machine Centers.